



# Celebrating 50 Years' Service

Family owned since 1965, Lambton is Canada's leading manufacturer of grain storage, handling and conditioning systems.

Our 200,000 sq. ft. headquarters in Wallaceburg, Ontario, is home to engineering, production and support resources serving international farms, grain marketers, food processing and feed manufacturing industries.

Lambton is rooted in the rich southern Ontario farmland of the Great Lakes region. Today, with international manufacturing facilities and a global network of field representatives, we continue to value our close personal connections with customers and associates around the world.



[www.lambtonconveyor.com](http://www.lambtonconveyor.com)

Lambton is a trademark of Lambton Conveyor Limited

## Lambton Conveyor Limited

102 Arnold Street, Wallaceburg, Ontario, Canada, N8A 3P4

**Tel:** +1 519.627.8228 **Toll Free:** +1 888.239.9713 (North America)


**Email:** [sales@lambtonconveyor.com](mailto:sales@lambtonconveyor.com)

All specifications and designs are subject to change without notice due to continuous product improvement.



# GRAIN BINS

Let's talk



**LAMBTON**

[www.lambtonconveyor.com](http://www.lambtonconveyor.com)

DESIGNED FOR YOU  
**BUILT FOR YOU**  
SINCE 1965



# GRAIN BINS

## Farm Applications

### ROOF ASSEMBLY

A 32.5° standard roof angle is provided for both structured and non-structured versions in accordance with site requirements. Peak load capacities are engineered as needed from 4 K to 30 K. Upgraded roofs are available for higher snow/wind load areas. Fall arrest anchor points are standard on all Lambton roofs.




#### PLATFORMS

Various platform types are available for rest, side draw and at-eave locations.

#### ROOF LADDERS AND STAIRS

Lambton supplies roof ladders as standard. Optional ladder handrails and stair packages are also available.



#### STRESS-TESTED DESIGN

Lambton design technology optimizes bin construction with accurate calculations for wind stresses, roof-mounted equipment loads, and snow, including evenly distributed and unbalanced snow loads. Our designers will recommend a range of upgrade options based on loading inputs for your specific application and location.

### SWEDGED JOINT

Farm-stiffened grain bins feature an innovative swedged joint that eliminates the need for stiffener splices (where applicable) and reduces erection cost.



#### LADDER AND CURVED BIN STAIRS

Conventional ladder and safety cage is available for safe access. If you prefer an easier climb, Lambton can fit your bin with a curved stairway.

### SIDEWALLS

All sidewall sheets feature 4" wide corrugation with G115 galvanized coating\* for superior protection and long lasting service.

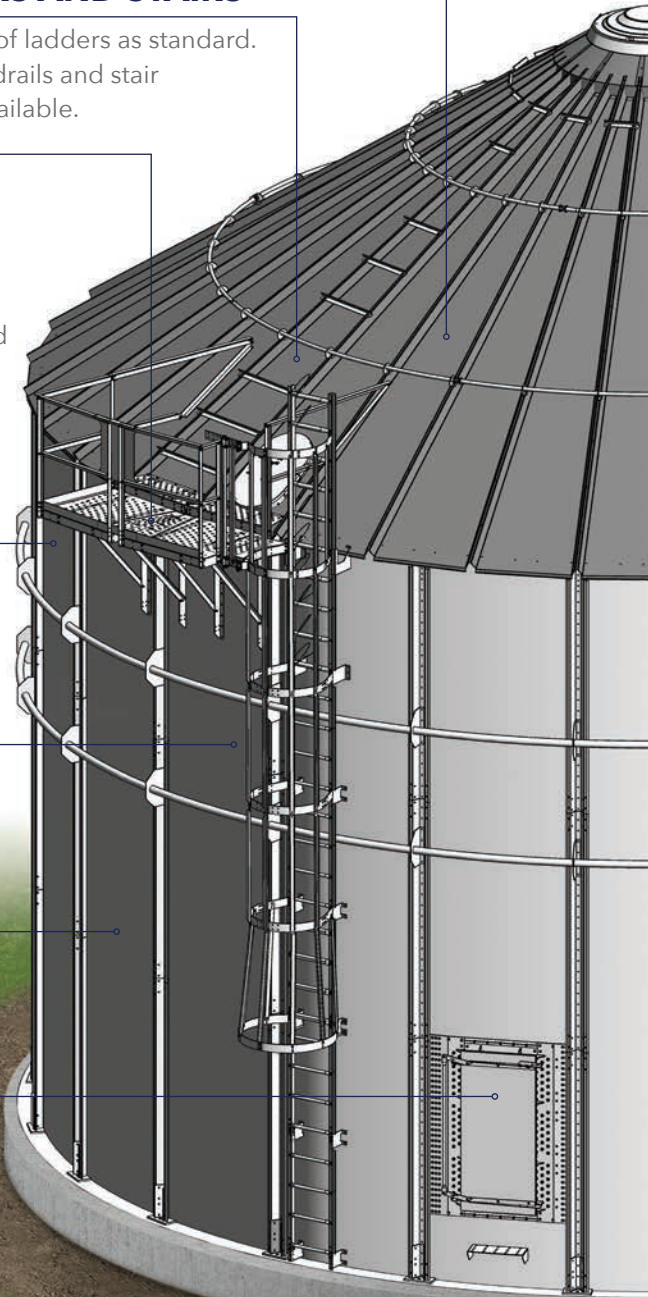


#### ACCESS DOORS

44" or 66" (depending on application) access doors supplied with each bin. A bin step is standard for easy access to your grain bin.

## \*Lambton Lasts Longer

Lambton specifies G115 galvanized steel for all grain bins. With 28% more zinc protection than traditional structures, Lambton grain systems offer significantly more resistance to weathering and corrosion.





# Commercial Applications

## HARDWARE

We use JS1000™ plated Grade 8.2 hardware for bin assembly. JS1000™ plating has been proven to remain completely rust-free in over 1,000 hours of salt spray testing, that's 20 - 25 times the corrosion resistance of regular electro-zinc products.



## ROOF SHEET

Roof sheets utilize a 3" rib and flat plane corrugation with 4" spacing for increased rigidity.

### BENEFITS OF 4" CORRUGATION:

- Reduced resistance to downward flow of grain, reducing grain hang-up and bridging.
- Greater vertical strength than narrow corrugation.
- Larger 44" sidewall sheets allow for reduced build time.

## ROOF VENT

Large 18" roof vents are available. Extruded roof vent openings can be pre-punched into roof sheets as requested to ensure weather sealing and quick assembly.

## COMMERCIAL STIFFENER

Commercial grain bins use a robust stiffener for added strength and stability that is required for taller and larger storage bin applications.



## WIND RINGS


When recommended for your area, wind rings are provided as part of the grain bin structure. Rings are 2 1/2" OD tube rolled to match your bin diameter.

## SIDE DRAW SYSTEMS

Installation kits available for side draw applications, along with baffles for proper grain flow.

## AERATION SYSTEMS

Centrifugal and axial fans with high and low speeds available to meet all your aeration needs. Full or partial aeration floors are available to suit any application.



## UNLOADING SYSTEMS

Unloading options include Power sweep systems, conventional tube unloads, sweep augers and chain conveyors.

