


DUAL INLET PENDULUM DISTRIBUTOR



- Large inspection door at each end
- Heavy duty long lasting construction
- Positive position locking
- Cable or electric actuated
- Easy turning (with sprocket & UHMW guide)
- Round flange inlet & outlets
- Short throat for limited loss of discharge height
- Standard abrasion-resistant steel liners in pendulum spouts
- Standard urethane liners in all pendulum discharge transitions

ROUND SPOUTING CAPACITY APPROXIMATIONS		
SIZE	in ²	BPH
6"	28.3	1,960
8"	50.3	3,500
10"	78.5	5,460
12"	113.1	7,910
14"	154.0	10,780
16"	201.1	14,000
18"	254.5	17,780
20"	314.2	21,980
24"	452.3	31,500


TURN HEAD DISTRIBUTOR (FLATBACK)



- Galvanized weather tight enclosure
- Large inspection door from top to bottom
- Heavy-duty long lasting construction
- Positive position locking
- Schedule 40 pipe for inner spout
- Inner spout brush ensures product control
- Cable or electric actuated
- Easy turning (with UHMW guide)
- Round flange inlet & outlets
- Short throat for limited loss of discharge height




ELECTRIC DISTRIBUTOR CONTROLLER



The SG-383 combines state of the art touch screen technology and a durable DC drive control to offer outstanding performance. The entire process is being continuously monitored by the onboard CPU to ensure accurate positioning at all times.

FEATURES



- One-touch control
- Bright display
- Easy set up
- Auto tuning
- Self-test feature
- High reliability

OPTIONS



- Customizable controls
- Cold climate package
- Catastrophic failure over-ride

MANUAL DISTRIBUTOR CONTROLLER



Swing spout contains a dense bristle brush to reduce dust and buildup while obtaining the highest level of product control.



Positive pendulum positioning is achieved through Lambton's high grade roller chain. Precision roller chain also reduces loss due to stretching.



The positive position distributor mechanism is unlatched by using your weight to depress a foot pedal and turning the spout is as easy as turning a steering wheel.

Distributors come complete with controls for easy operation from ground level (control cable extra). Each set of controls is manufactured from galvanized steel. Each control wheel with handle comes with mounting brackets to fit any size leg trunk manufactured by Lambton Conveyor, allowing these controls to be mounted at any desired height.